

International Conference on High Performance Big Data and Intelligent Systems (HPBD&IS 2021)

Online Participation Guide

This guide is a practical reference for the online participants of HPBD&IS 2021. It provides information on all conference-related aspects of network operations.

The conference of HPBD&IS 2021 will take place on **December 5-7 2021** at **9:30am – 5:30pm Beijing Time**.

Conferencing Tool

Zoom is used as the conferencing tool in HPBD&IS 2021. Panelists can share their webcam and computer screen with the audience. Also, online attendees can see each other through the camera. Therefore, computer with [microphone](#), [receiver](#) and [webcam](#) is needed during the online conference.

Download Link: https://Zoom.us/download#client_4meeting. It is recommended to update to the latest version.

How to Join in

You will receive an email “[Panelist for HPBD&IS 2021](#)”. Click the link in this mail to join the conference.

Date Time: Dec 5, 2021 08:30 AM Beijing, Shanghai

Every day, until Dec 7, 2021, 3 occurrence(s)

Dec 5, 2021 08:30 AM

Dec 6, 2021 08:30 AM

Dec 7, 2021 08:30 AM

Please download and import the following iCalendar (.ics) files to your calendar system.

Daily: https://umac.zoom.us/webinar/tJEscOyhrDsjEtE0_13Uw4JWr9Zhy7jV2WXd/ics?icsTol

Topic: HPBD&IS 2021

Join from a PC, Mac, iPad, iPhone or Android device:


[Click Here to Join](#)

Note: This link should not be shared with others; it is unique to you.

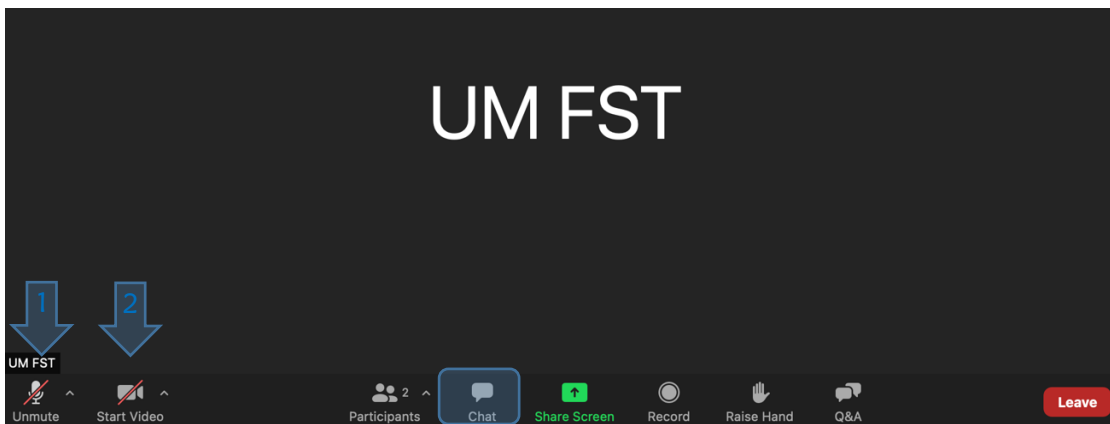
[Add to Calendar](#) [Add to Google Calendar](#) [Add to Yahoo Calendar](#)

How to present

When giving a presentation, you should turn on your [microphone](#) (click button 1), [webcam](#) (click button 2), and share your [computer screen](#) or [specific application](#) (click button 3). If the shared material contains audio, the option of “[Share computer sound](#)” should be selected after you shared your screen. The control panel is hidden at the top of the screen and can be seen by sliding your mouse. Click “[More](#)” and choose “[Share computer sound](#)”.



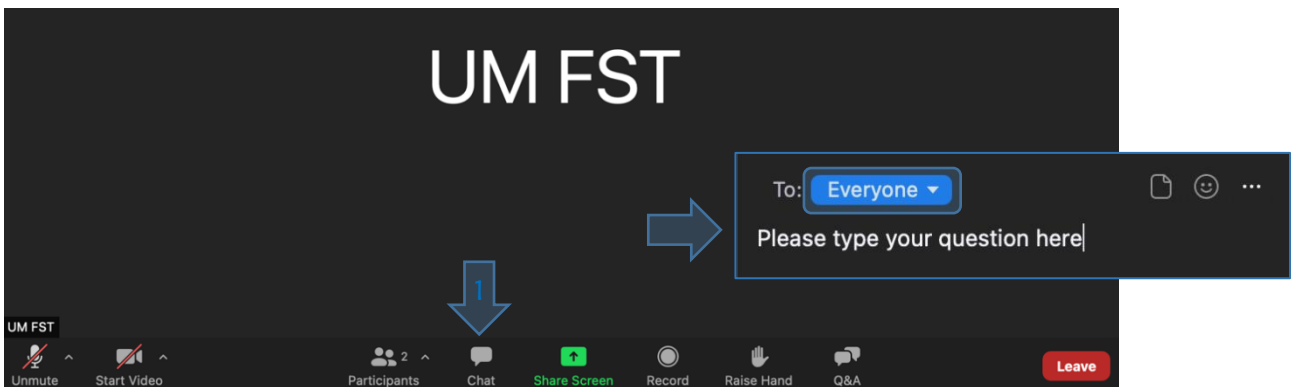
[Note]: For Oral speakers, the conference secretary will share your pre-recorded video. In this process, you can check whether there are any questions in the “Chat” area. Once the video sharing is over, you should turn on your **microphone** (click button 1), **webcam** (click button 2), and choose one question to answer or answer a live question.



How to ask questions

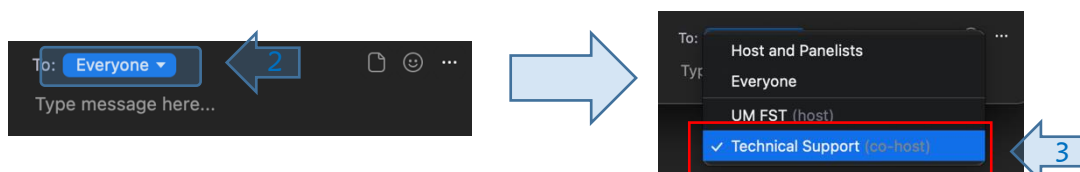
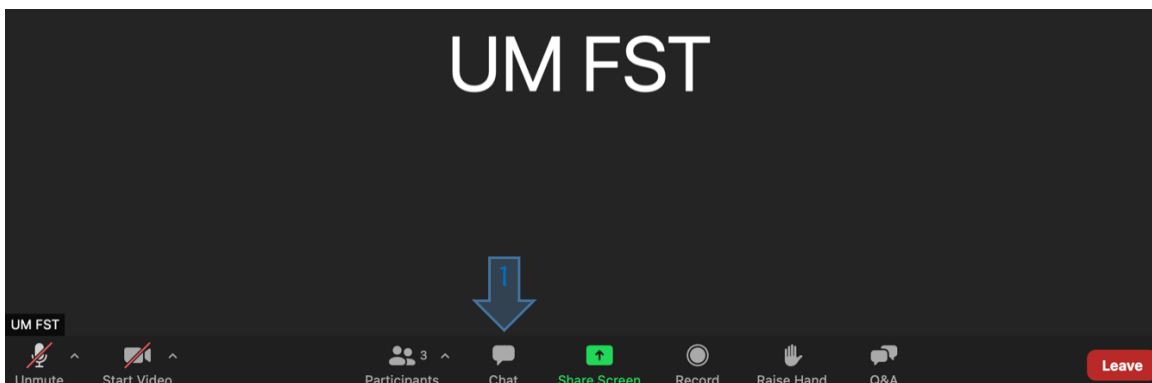
If you want to ask questions about the current report, please submit your question via “Chat” (click button 1). The conference chair or the speaker will select one of the questions to answer.

[Note]: Each Keynote speech or Invited talk has only about 5 minutes of Q & A, Oral presentation has 2 minutes of Q&A. Please understand that there is a limited number of questions for the Q&A session.



How to communicate

If you have any technical questions about the Zoom platform during use, contact the conference secretary “Technical Support” **privately** via “Chat” (click button 1, then choose “Technical Support” and type the message).



International Conference on High Performance Big Data and Intelligent Systems (HPBD&IS 2021)

在线参会指南

本指南供 2021 国际高性能大数据暨智能系统会议（HPBD&IS 2021）线上参会者参考，提供与会议有关的网络操作相关信息。

HPBD&IS 2021 会议将于北京时间 **2021 年 12 月 5-7 日上午 9:30 至下午 5:30** 举行。

会议工具

HPBD&IS 2021 国际会议使用的视频会议平台软件是：**Zoom**。

线上演讲者可通过 Zoom 会议平台与参会者分享摄像头画面和电脑屏幕。会议期间与会者电脑需要配备**麦克风**、**音箱**和**摄像头**。

Zoom 软件下载链接：https://Zoom.us/download#client_4meeting。建议将软件更新到最新版本。

如何加入

您将收到“Panelist for HPBD&IS 2021”邮件，点击邮件中的专属链接即可加入会议。

Date Time: Dec 5, 2021 08:30 AM Beijing, Shanghai

Every day, until Dec 7, 2021, 3 occurrence(s)

Dec 5, 2021 08:30 AM

Dec 6, 2021 08:30 AM

Dec 7, 2021 08:30 AM

Please download and import the following iCalendar (.ics) files to your calendar system.

Daily: https://umac.zoom.us/webinar/tJEscOyhrDsjEtE0_13Uw4JWr9Zhy7jV2WXd/ics?icsTol

Topic: HPBD&IS 2021

Join from a PC, Mac, iPad, iPhone or Android device:

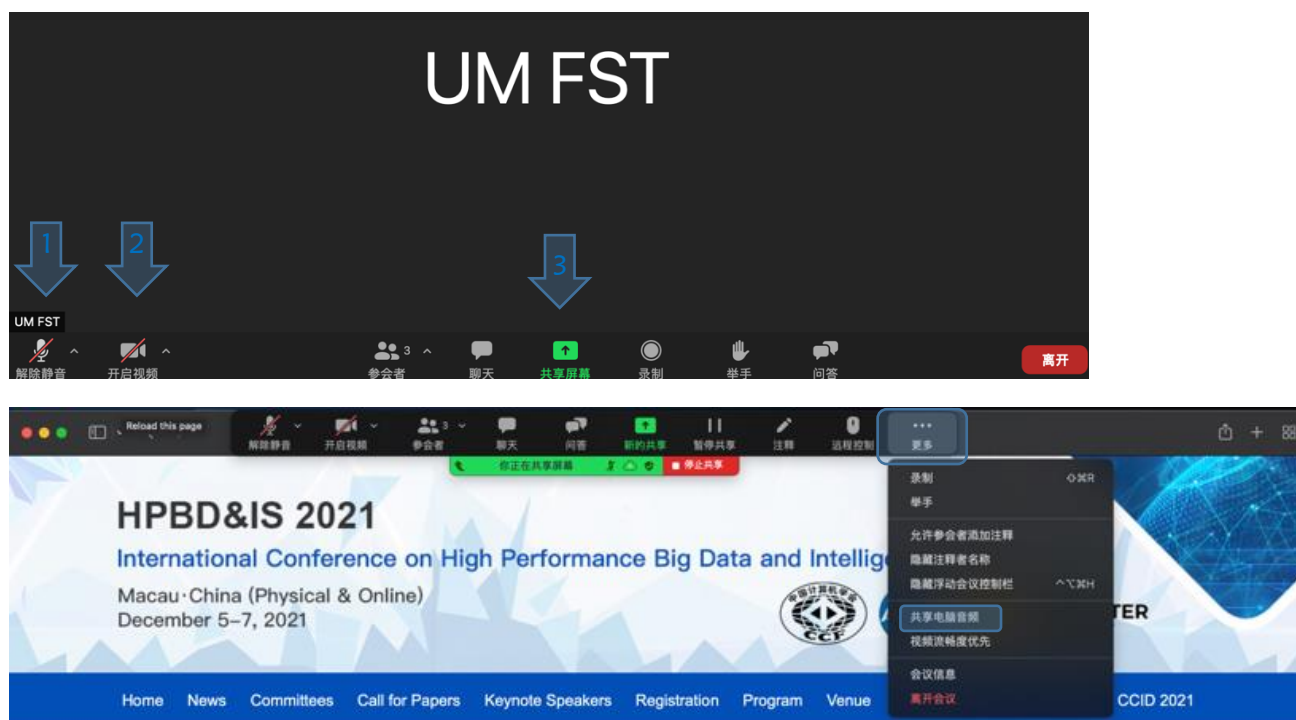
[Click Here to Join](#)

Note: This link should not be shared with others; it is unique to you.

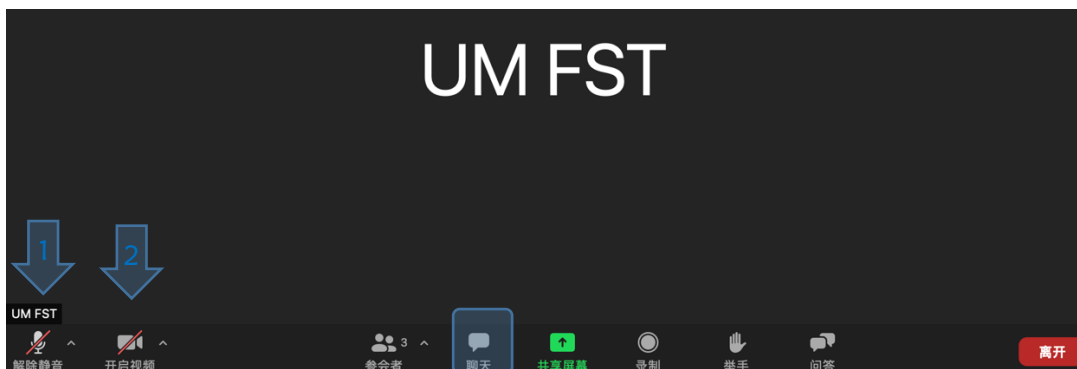
[Add to Calendar](#) [Add to Google Calendar](#) [Add to Yahoo Calendar](#)

如何演讲

报告人演讲时，应打开**麦克风**（单击按钮 1）和**摄像头**（单击按钮 2），并共享计算机屏幕或**特定应用程序**（单击按钮 3）。如果共享材料中包含音频，则应在共享屏幕时勾选“**共享电脑声音**”选项或在“更多”选项卡中选择“**共享电脑声音**”。当共享屏幕时，控制面板在屏幕顶端，鼠标滑过即可见。



[注意]: 对于口头报告的演讲人，会议秘书将播放您提前录制好的视频，在播放过程中您可以随时关注留言区“聊天”的动态。视频播放完毕后，请您立即打开**麦克风**（单击按钮 1）和**摄像头**（单击按钮 2），选择留言区中的一个问题来进行解答或者回答现场的提问。



如何提问

如您想对当前报告提问，推荐使用留言功能，请单击**聊天**（按钮 1）并输入问题。会议主持人及报告人将会挑选问题进行解答。

[注意]: 大会报告和邀请报告的问答时间为 5 分钟左右，口头报告的问答时间为 2 分钟，由于时间有限，回答问题的数量会有限制，还请您谅解。



如何交流

如果您在使用 Zoom 会议平台期间有任何技术问题，请单独与会议秘书联系（单击按钮 1，选择“**Technical Support**”，输入消息）。

